

Plan B 4.0 - Supporting Data for Chapters 4 and 5 - Biofuels

[World Annual Fuel Ethanol Production, 1975-2009](#)

GRAPH: World Annual Fuel Ethanol Production, 1975-2009

[U.S. Annual Fuel Ethanol Production, 1978-2009](#)

GRAPH: U.S. Annual Fuel Ethanol Production, 1978-2009

[World Annual Biodiesel Production, 1991-2009](#)

GRAPH: World Annual Biodiesel Production, 1991-2009

[U.S. Annual Biodiesel Production, 2000-2009](#)

GRAPH: U.S. Annual Biodiesel Production, 2000-2009

A full listing of data for the entire book is on-line at:

http://www.earthpolicy.org/index.php?/books/pb4/pb4_data

This is part of a supporting dataset for Lester R. Brown, **Plan B 4.0: Mobilizing to Save Civilization** (New York: W.W. Norton & Company, 2009). For more information and a free download of the book, see Earth Policy Institute on-line at www.earthpolicy.org.

World Annual Fuel Ethanol Production, 1975-2009

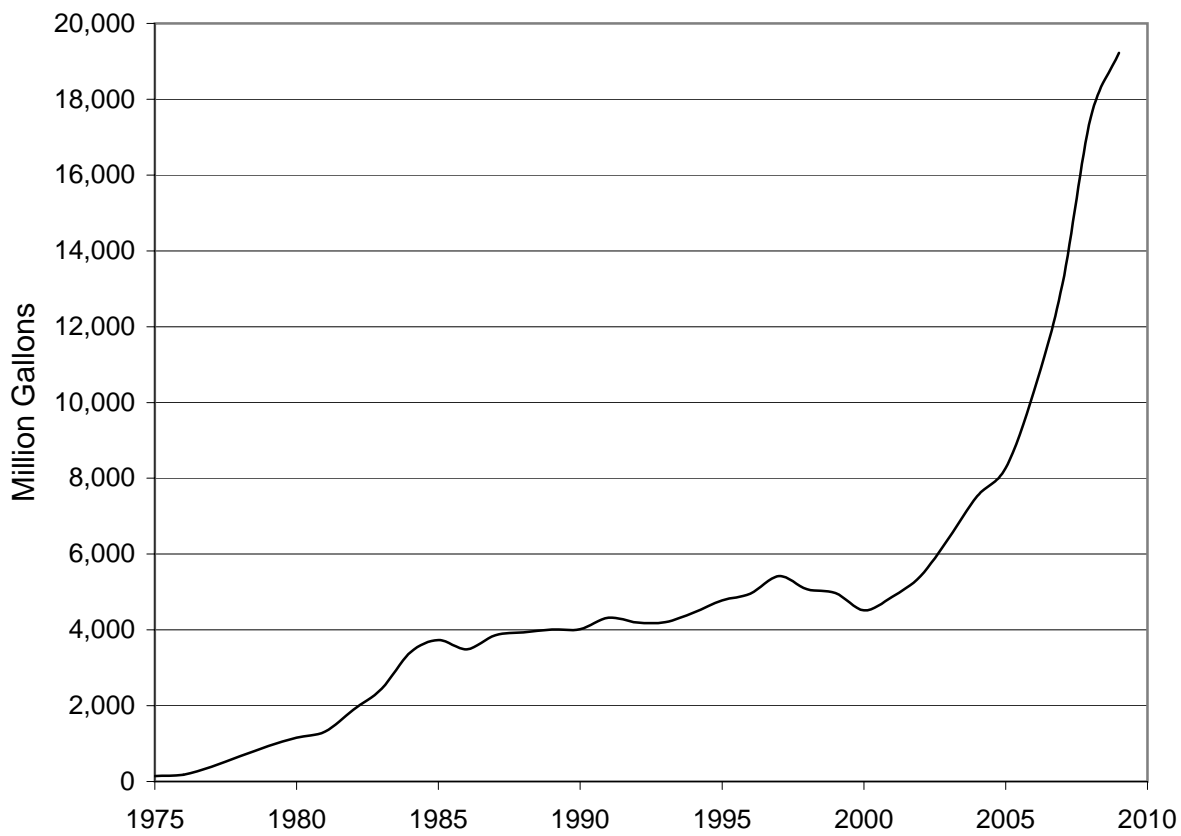
Year	Annual Production Million Gallons
1975	147
1976	175
1977	388
1978	668
1979	933
1980	1,154
1981	1,315
1982	1,889
1983	2,452
1984	3,403
1985	3,732
1986	3,485
1987	3,857
1988	3,937
1989	4,013
1990	4,019
1991	4,325
1992	4,196
1993	4,201
1994	4,458
1995	4,775
1996	4,954
1997	5,420
1998	5,073
1999	4,972
2000	4,519
2001	4,874
2002	5,420
2003	6,430
2004	7,531
2005	8,276
2006	10,293
2007	13,113
2008	17,524
2009 *	19,227

* Projection.

Source: Compiled by Earth Policy Institute with data for 1975-1998 from F.O. Licht, *World Ethanol and Biofuels Report*, vol. 6, no. 4 (23 October 2007), p. 63; 1999-2009 from F.O. Licht, *World Ethanol and Biofuels Report*, vol. 7, no. 18 (26 May 2009), p. 365.

This is part of a supporting dataset for Lester R. Brown, **Plan B 4.0: Mobilizing to Save Civilization** (New York: W.W. Norton & Company, 2009). For more information and a free download of the book, see Earth Policy Institute on-line at www.earthpolicy.org.

World Annual Fuel Ethanol Production, 1975-2009



Source: F.O. Licht

U.S. Annual Fuel Ethanol Production, 1978-2009

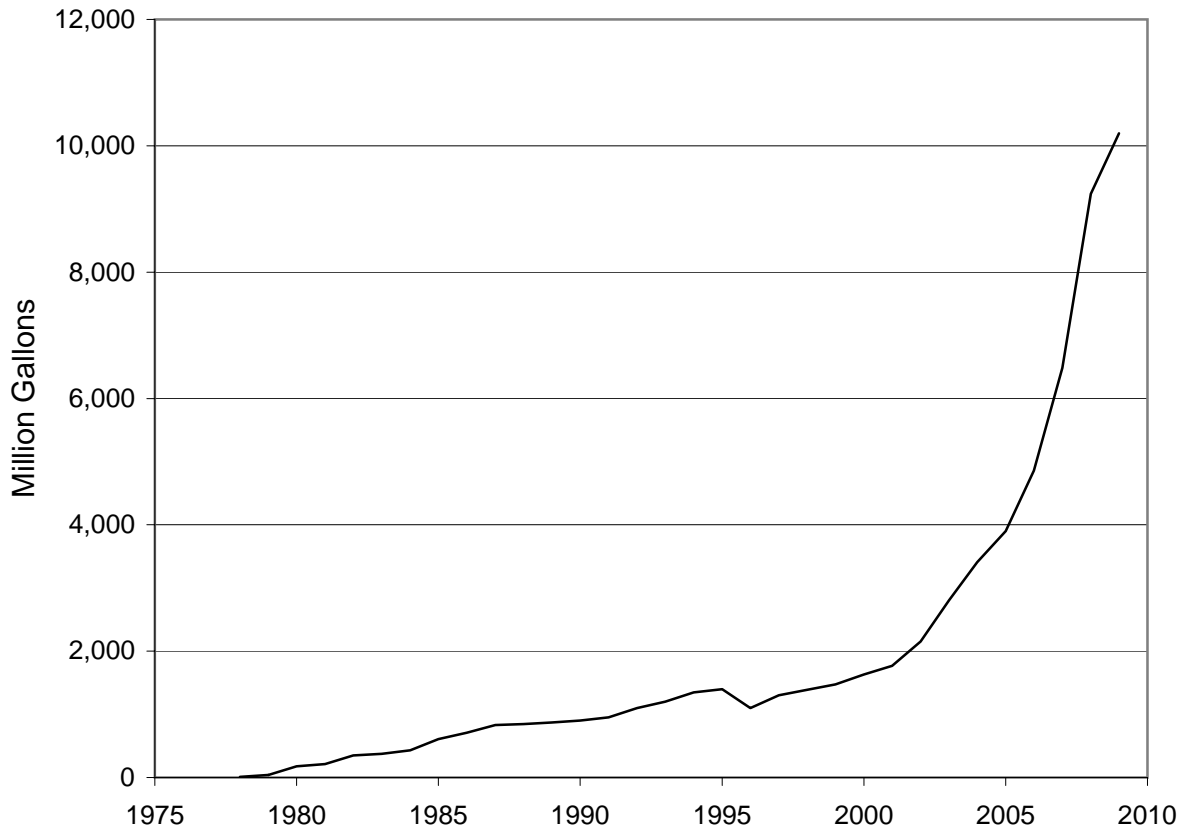
Year	Annual Production Million Gallons
1978	10
1979	40
1980	175
1981	215
1982	350
1983	375
1984	430
1985	610
1986	710
1987	830
1988	845
1989	870
1990	900
1991	950
1992	1,100
1993	1,200
1994	1,350
1995	1,400
1996	1,100
1997	1,300
1998	1,387
1999	1,472
2000	1,630
2001	1,766
2002	2,153
2003	2,805
2004	3,409
2005	3,898
2006	4,856
2007	6,486
2008	9,238
2009 *	10,197

* Projection.

Source: Source: Compiled by Earth Policy Institute with data for 1978-1998 from F.O. Licht, *World Ethanol and Biofuels Report*, vol. 6, no. 4 (23 October 2007), p. 63; 1999-2009 from F.O. Licht, *World Ethanol and Biofuels Report*, vol. 7, no. 18 (26 May 2009), p. 365.

This is part of a supporting dataset for Lester R. Brown, **Plan B 4.0: Mobilizing to Save Civilization** (New York: W.W. Norton & Company, 2009). For more information and a free download of the book, see Earth Policy Institute on-line at www.earthpolicy.org.

U.S. Annual Fuel Ethanol Production, 1978-2009



Source: F.O. Licht

World Annual Biodiesel Production, 1991-2009

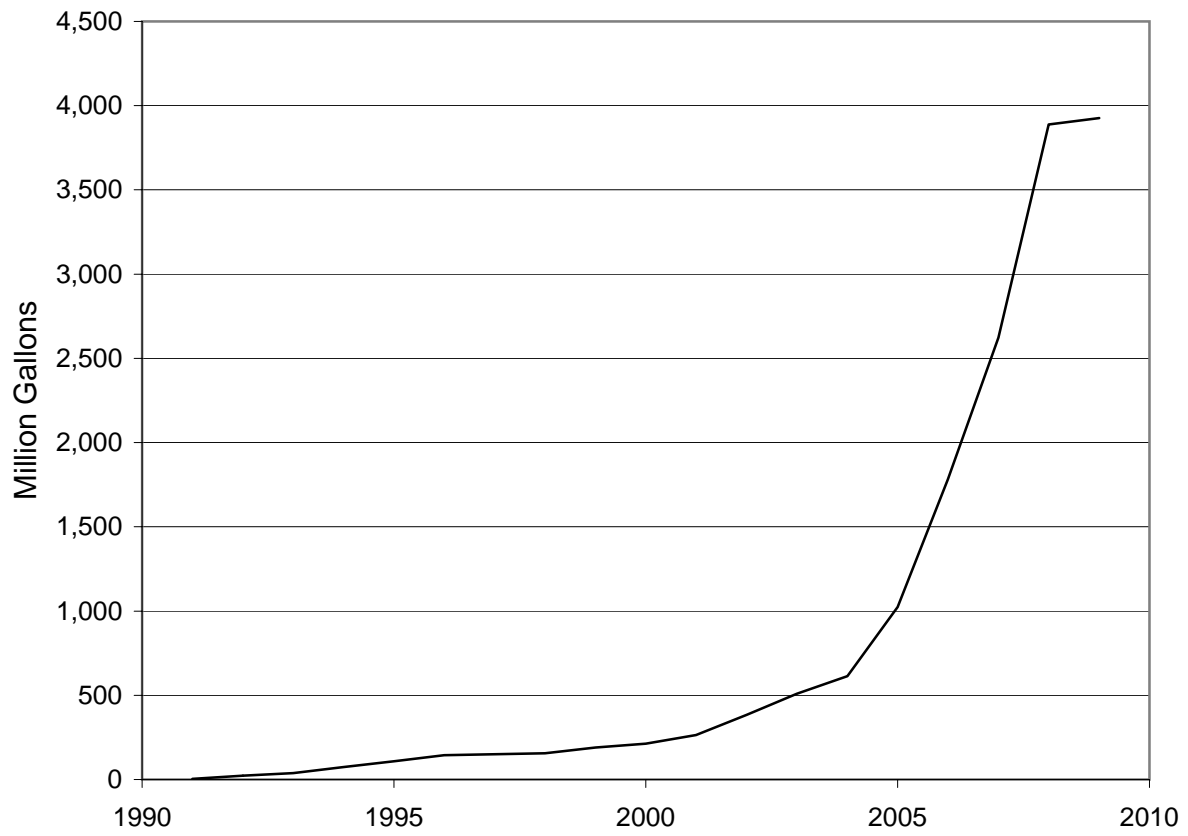
Year	Annual Production Million Gallons
1991	3
1992	23
1993	38
1994	75
1995	108
1996	144
1997	151
1998	155
1999	190
2000	213
2001	265
2002	383
2003	510
2004	614
2005	1,023
2006	1,782
2007	2,624
2008	3,888
2009 *	3,926

* Projection.

Source: Compiled by Earth Policy Institute with 1991-1999 data from F.O. Licht data, cited in Suzanne Hunt and Peter Stair, "Biofuels Hit a Gusher," *Vital Signs 2006-2007* (Washington, DC: Worldwatch Institute, 2006), pp. 40-41; 2000-2004 data from F.O. Licht, *World Ethanol and Biofuels Report*, vol. 7, no. 2 (23 September 2008), p. 29; 2005-2009 data from F.O. Licht, *World Ethanol and Biofuels Report*, vol. 7, no. 14, (26 March 2009), p. 288.

This is part of a supporting dataset for Lester R. Brown, **Plan B 4.0: Mobilizing to Save Civilization** (New York: W.W. Norton & Company, 2009). For more information and a free download of the book, see Earth Policy Institute on-line at www.earthpolicy.org.

World Annual Biodiesel Production, 1991-2009



Source: F.O. Licht; Worldwatch

U.S. Annual Biodiesel Production, 2000-2009

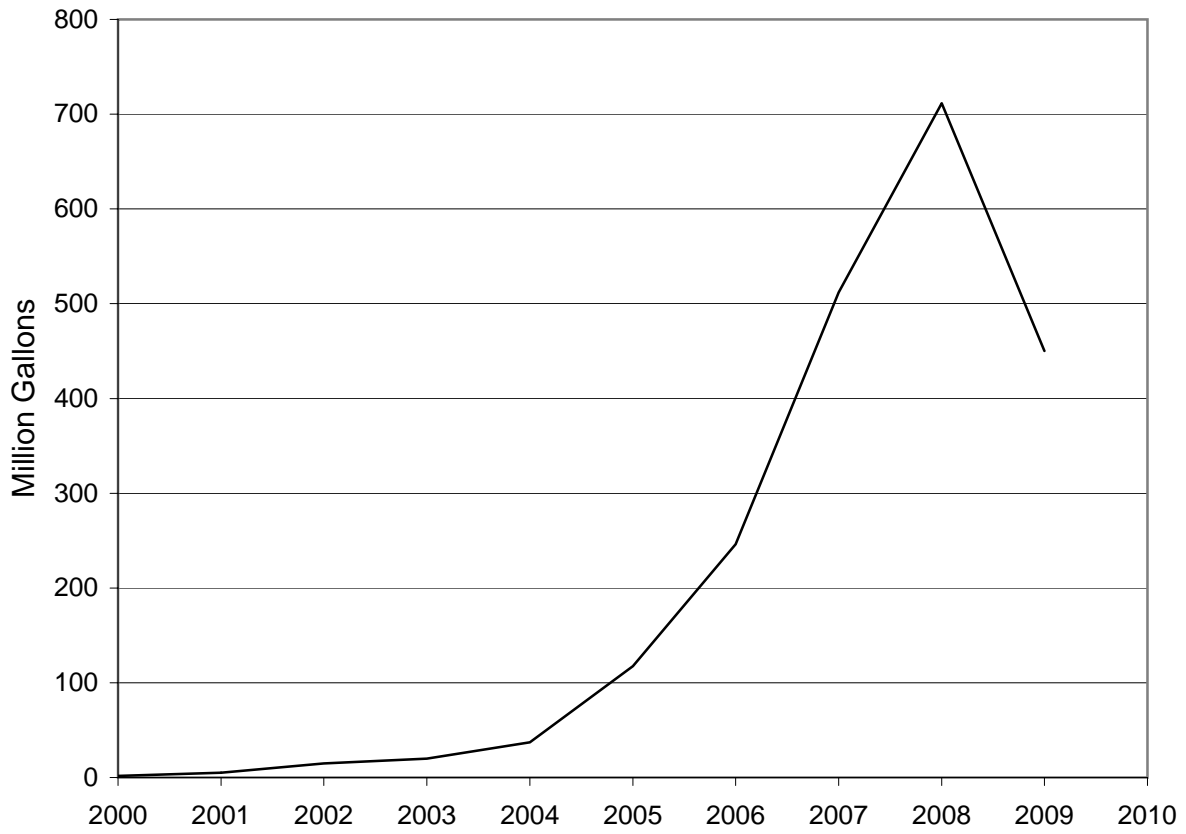
Year	Production Million Gallons
2000	2
2001	5
2002	15
2003	20
2004	37
2005	118
2006	246
2007	512
2008	711
2009 *	450

* Projection.

Source: Compiled by Earth Policy Institute with 2000-2004 data from F.O. Licht, *World Ethanol and Biofuels Report*, vol. 7, no. 2 (23 September 2008), p. 29; 2005-2009 data from F.O. Licht, *World Ethanol and Biofuels Report*, vol. 7, no. 14, (26 March 2009), p. 288.

This is part of a supporting dataset for Lester R. Brown, **Plan B 4.0: Mobilizing to Save Civilization** (New York: W.W. Norton & Company, 2009). For more information and a free download of the book, see Earth Policy Institute on-line at www.earthpolicy.org.

U.S. Annual Biodiesel Production, 2000-2009



Source: F.O. Licht